

# M'NEX

INFINITY SOLUTIONS



 **ISTOBAL**

New **M'NEX** Rollovers  
SIMPLY BRILLIANT



## THE WASH WORLD'S NEW EXPERIENCE.

The new M'NEX rollovers designed by ISTOBAL will exceed all your expectations. The elegant, modular design of this new series by ISTOBAL sets a new trend.

**The most brilliant generation has arrived.**



# M'NEX

MUCH MORE

The new generation of rollovers stands out in so many ways: looks, mechanics, flexibility, and versatility. It has been created to satisfy the needs of the most demanding professionals in the wash world.

What's more, this new series has a special quality which makes it different to anything you have ever known before: its adaptability.

The interior immediately appeals with its stylish modern design, which combines the latest technology and maximum reliability in the wash.



# M'N

## ► MORE EFFICIENT

### Brush and horizontal dryer lift

New system comprising 2 twin groups of lift motors with flat belts and no counterweights.

A compact unit, mounted at the top of the column, maintenance free, and easy to install.

### Speed and position control via frequency converters and encoders

These components allow greater control of the horizontal brush and dryer, getting wash and dry times down by optimising the speed of displacement.

## ► MORE FLEXIBLE

### Program configurator

The new generation system of flexible programming incorporated into the M'NEX rollovers means each wash program can be personalised and created from scratch.

Additionally speeds, dispensers, lighting codes and other functions can be configured easily.

## ► MORE VERSATILE

### High pressure

New top high pressure without scanner and with zero angle nozzles. The possibility of applying oscillating and side high pressure on the same pass.

Quicker because no vehicle scanning is needed.

Fewer problems caused by dripping because it is not directly above the vehicle.



# NEX



## ▶ ROOMIER

New machine height and width combinations.

Greater standard wash width of 2.50 m. at mirror height.

Width of 2.70 m also available.

## ▶ MORE RELIABLE

### Wheel wash

Smoother operation thanks to a new chassis with 3 antivibration points.

### *New high pressure hydraulic rotary joint*

A more effective design with rotating unions which are completely sealed and low friction guides immune to dirt.

### Photocells

New generation photocells specially designed for use on rollovers. Greater accuracy and reliability.

## ▶ GREATER TILT

### New pneumatic system

Total control over the two tilt positions of the side brushes.

Greater wash accuracy where the side meets the roof of the vehicle.

Greater brush stability during the wash.

# M'A



## ► MORE COMPETITIVE

Standard models which are better equipped: energy chain, side wax, non-drip system, and side pipe fairing.

### *Rear fairing*

The rear structure of the machine is cleverly designed to become the fairing itself, thus improving the overall look.

---

## ► MORE MODERN

### *Front fairing*

New updated image: a design fully in tune with the latest trends in the automobile sector. Lights with LED technology guaranteeing lower consumption and longer life.

---

## ► MORE COMPACT

### *Columns*

*Up to 4 side pipes totally flush with the column.*

The vehicle is thus free to pass through with no risk of protruding parts coming into contact with the wing mirrors. The fairing over the various parts and pipes which are totally integrated into the columns gives the machine a much more appealing look.

*Aluminium guides artfully concealed in the column keep the brushes and horizontal dryer on track.*

## ► MORE TECHNOLOGY

### Control CPU

CPU with unified modules and more flexible configuration possibilities for optional extras. Includes Profibus communication protocol: communication is easier. Wiring, cables, and connections are kept to a minimum. Bigger memory.


### Command post

Two viewing options: standard and colour touch screen.

## ► MORE SAFETY

Many safety features are included as standard to guarantee a safe wash facility.

Many optional safety features are also available to meet the more specific needs of each facility.



## ► BETTER PERFORMANCE

### Horizontal and side dryer

New dryer nozzle design which maximises performance and minimises consumption (1500 rpm motors) and noise (71.1 dB with 12 kW).

Available dryer power:

- 2 x 3 kW on side dryers
- 2 x 3 kW / 2 x 4 kW on horizontal nozzle

### ***New diffuser with 3 positions***

Improved quality on the horizontal dryer, specially on the front and back of the vehicle.

### ***New side dryer***

The design of the nozzles has been optimised to channel the maximum air flow towards the rocker panel to draw off the maximum amount of water.





### NEW COMBINATIONS OF WASH HEIGHT AND WIDTH

	WIDTH 2.500	WIDTH 2.700
WASH HEIGHT 2.300	Standard	Optional
WASH HEIGHT 2.500	Standard	Optional
WASH HEIGHT 2.700	Standard	Optional

### COLOUR SAMPLES

RAL 9016	RAL 9010	RAL 1013	PANTONE® Cool Gray 1	RAL 7032	RAL 9006
RAL 7037	RAL 1021	RAL 1003	RAL 3020	RAL 6029	RAL 5015

\* For other colours please check the ISTOBAL available colour

### WASH DIMENSIONS

WASH HEIGHT	2.100	2.300		2.500		2.700		2.900		
WASH WIDTH	2.500	2.500	2.700	2.500	2.700	2.500	2.700	2.700		
LENGTH OF RAILS	9.000	9.000	9.000	9.000	9.000	10.000	11.000	10.000	11.000	11.000
MINIMUM MACHINE WIDTH*	4.058	4.058	4.258	4.058	4.258	4.058	4.058	4.258	4.258	4.258
MAXIMUM MACHINE WIDTH*	4.312	4.312	4.512	4.312	4.512	4.312	4.312	4.512	4.512	4.512
TOTAL MACHINE HEIGHT	2.887	3.087	3.087	3.287	3.287	3.487	3.487	3.487	3.487	3.687

\* Includes energy chain

All measurements in mm.

## FOAMY CHEMICAL SPRAY



A pneumatic pump with an extra high flow rate powerfully applies a chemical product specially formulated for removing mosquitos and stubborn dirt to ensure an exceptional finish.

Other chemical sprays available:

- Chemical spray for the rocker panel
- Chemical spray for mosquitos
- Chemical spray hot or cold
- Chemical spray for Scandinavia

## TRIPLE FOAM



Catch your customers' attention with an explosion of colour as the machine works to improve the quality of the wash while looking after the paintwork of the vehicles.

Other foams available: standard active foam, super active foam, and hot active foam.

## DISC WHEEL WASH WITH HIGH PRESSURE



The new rotating 80 bar High Pressure fitted to the wheel wash means that the rims can be worked on more thoroughly as indeed can the whole vehicle itself.

Other wheel washes available: telescopic wheel washes and high pressure wheel washes with 6 rotating nozzles.



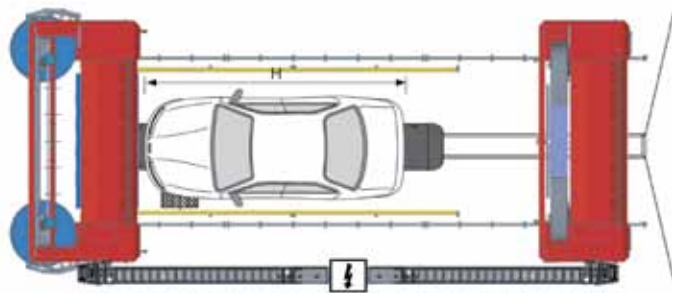
### NEW COMBINATIONS OF WASH HEIGHT AND WIDTH

	WIDTH 2.500	WIDTH 2.700
WASH HEIGHT 2.500	Standard	Optional
WASH HEIGHT 2.700	Standard	Optional

### COLOUR SAMPLES

RAL 9016	RAL 9010	RAL 1013	PANTONE® Cool Gray 1	RAL 7032	RAL 9006
RAL 7037	RAL 1021	RAL 1003	RAL 3020	RAL 6029	RAL 5015

\* For other colours please check the ISTOBAL available colour



### WASH DIMENSIONS

WASH HEIGHT	2.300	2.500				2.700	
		2.500		2.700		2.500	2.700
WASH WIDTH	2.500	2.500		2.700		2.500	2.700
LENGTH OF RAILS	11.000	11.000	12.000	11.000	12.000	12.000	12.000
MINIMUM MACHINE WIDTH*	4.058	4.058	4.058	4.258	4.258	4.058	4.258
MAXIMUM MACHINE WIDTH*	4.312	4.312	4.312	4.512	4.512	4.312	4.512
TOTAL MACHINE HEIGHT	3.087	3.287	3.287	3.287	3.287	3.487	3.487

\* Includes energy chain

All measurements in mm.

## HORIZONTAL HIGH PRESSURE



Fitted to the wash module, its smooth accurate operation combined with 14 rotating nozzles means every last corner of the vehicle is treated to a thorough high pressure wash.

Other high pressures are available in levels ranging from 15 to 160 bar:

- High pressure sides fixed-position
- High pressure sides oscillating
- High pressure for rocker panel

## WHEEL WASH WITH HIGH PRESSURE



6 rotating nozzles give a top quality rim wash. The ideal companion to the new horizontal high pressure.

On top of this, the flexible configuration possibilities of this new series means different wheel washes can be fitted to both modules of the M'NEX 25.

## HIGH SHINE FOAMY WAX



The special wax bath followed by an effective massage by the brushes gives an incomparable shine and protects the paintwork of the vehicle from the daily attacks of elements in the air.

Other waxes available: super wax, foamy wax, and hot wax.

### ZENIT FAIRING



Cool fairing designs make the M'NEX the latest thing in wash machine style.

### BOOMERANG LIGHTING



The most spectacular modern lighting, which features the latest LED technology. Developed exclusively to reinforce the ultra modern look of the ZENIT fairing.

### CUBIK FAIRING



Smooth, straight lines for a functional fairing.

### LINEAR LIGHTING




Lighting with wash phase indicators, integrated traffic light and positioning (only for ZENIT fairing).

### ANTI-SPLASH SCREENS



A modern, practical design which can incorporate any of the external safety options your facility may need in a visually appealing way.

### SFERIC LIGHTING



Wash phase indicator lights, with traffic light or designer positioning to blend in stylishly with your CUBIK or ZENIT fairing.

## CHEMICAL SPRAYS



New chemical sprays are the ideal complement to guarantee an efficient wash.

## UNDERCHASSIS WASH



The perfect option to ensure that your most demanding customers are offered the best all-round wash possible.

## DRYERS



Achieve a top quality dry with the new high flow dryers specially designed for the M'NEX series.

## HIGH PRESSURE



Various high pressure prewash options which prepare the vehicle for the brush wash and thus improve the results.

## IW-MANAGER



New software designed for total remote management of all the units in your wash facility.

## COLOUR TOUCH SCREEN



New generation colour touch screen on a functional command post making it easier to connect and control all the optional extras on your wash machine.

## M'TUNING By ISTOBAL

EXCLUSIVE DESIGNS  
FOR YOUR **M'NEX22** OR **M'NEX25**.

Different M'Tuning designs in high quality vinyl, which means you can personalise the front and rear of your wash machine to make it stand out as far as possible.



Designs available exclusively for CUBIK fairing, and ready to be combined with phase indicator lighting and traffic light or SFERIC positioner. In addition to the various M'Tuning combinations, you can choose the colour of brushes and machine most suited to your wash facility.

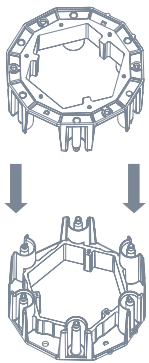
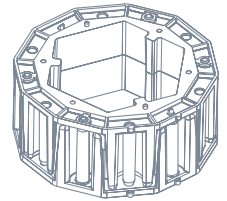
## The first **brush fitting system** without limits for wash machines.

ISTOBAL has obtained the official patent for the new **link-it®**, system, which guarantees that it is the first and only brush fitting system on the market to combine a series of features unheard of before, and which mean unprecedented advantages for our customers. Advantages such as flexibility, profitability, durability, versatility, and respect for the environment.

The support sections of the **link-it®**, brush fitting system can be reused as many times as needed; you need only change and dispose of the worn brush wash materials. In fact, the life cycle of the support is superior to that of the vehicle wash machine itself.

# link-it®

ADVANCED BRUSH SYSTEM



- Multiple combinations of wash materials.
- Maximum profit.
- 50% less waste material when the brushes are changed.
- Quick, easy and economical maintenance.
- Maximum respect for the environment.
- Maximum versatility in colours and space-saving combinations.

### Mountable in **6 easy steps**

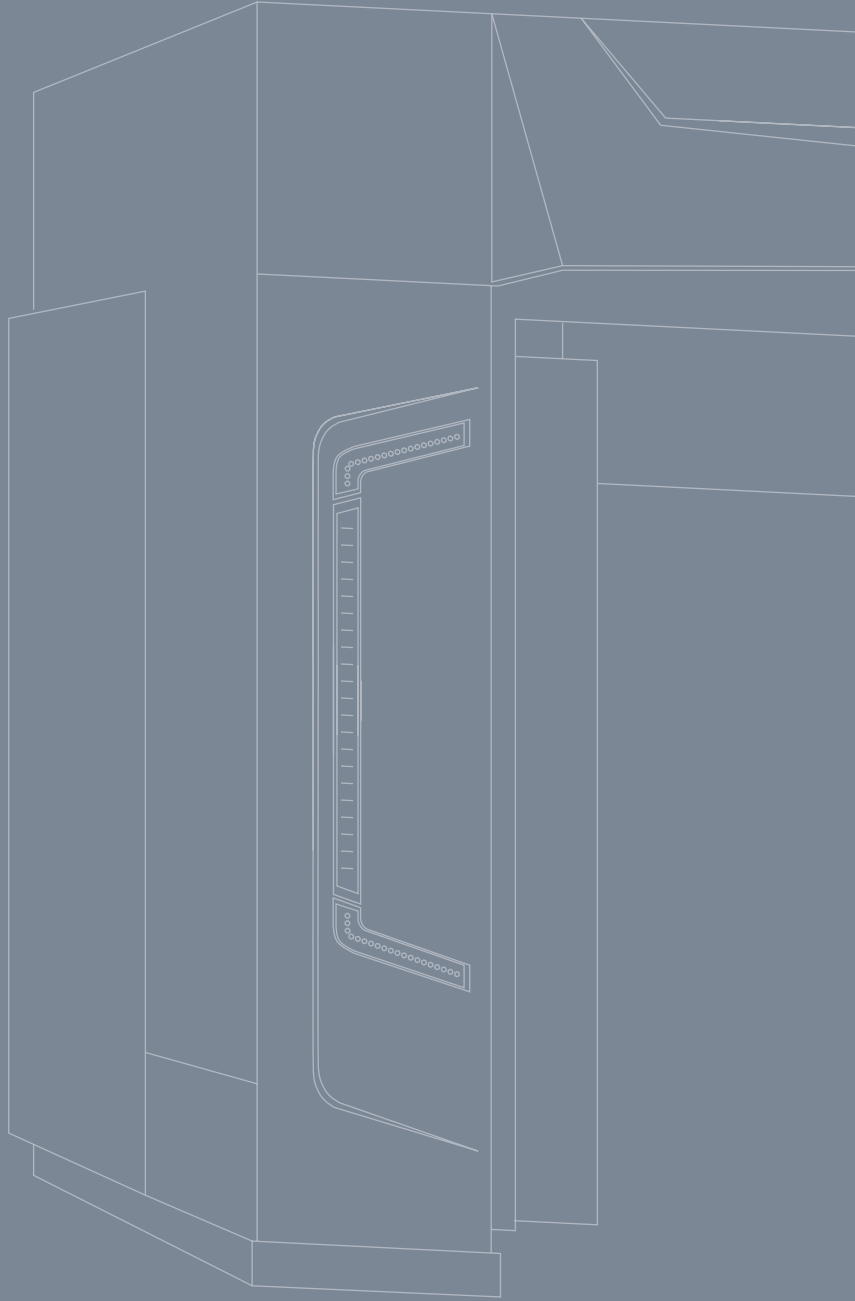
It's as easy as separating the two halves of the **link-it®** holder, choosing the segments of the wash material and the colours most suited to your needs and tastes, and closing the two halves again.



### The range of segment colours of the different **wash materials available for link-it®**:

<b>AZ1</b> Sky Blue (FEEL/FOAM)	<b>AZ2</b> Ultramarine Blue (FEEL/FOAM)	<b>AZ3</b> Sapphire Blue (FEEL/FOAM/TEX)	<b>AZJ</b> Cobalt Blue (FEEL/FOAM)	<b>VI2</b> Blue Lilac (FEEL/FOAM)
<b>BL1</b> Pure White (FEEL/FOAM/TEX)	<b>NE1</b> Graphite Black (FEEL/FOAM/TEX)	<b>GR1</b> Dusty Grey (FEEL/FOAM)	<b>GR7</b> Anthracite Grey (FEEL/FOAM/TEX)	<b>AM5</b> Sulphur Yellow (FEEL/FOAM)
<b>NA1</b> Bright Red Orange (FEEL/FOAM/TEX)	<b>RO6</b> Strawberry Red (FEEL/FOAM/TEX)	<b>VE1</b> Pine Green (FEEL/FOAM)	<b>VE2</b> Yellow Green (FEEL/FOAM)	<b>VE3</b> Signal Green (FEEL/FOAM/TEX)

# M'NEX



**ISTOBAL, S.A.** · Avda. Conde del Serrallo, 10  
46250 L'Alcúdia (Valencia) Spain  
**T** +34 962997940 · **F** +34 962997991  
istobal@istobal.com · [www.istobal.com](http://www.istobal.com)

